

Inheritance Tax Portfolio Service: Fact Sheet



Redmayne Bentley

FIRST QUARTER 2023



OBJECTIVES

- To help reduce your potential Inheritance Tax (IHT) liability by investing in Alternative Investment Market (AIM) shares that we expect to qualify from Business Relief (BR)
- Potential for capital growth from a diversified portfolio of companies

KEY FACTS

LAUNCH DATE	July 2010
SERVICE LEVEL	Discretionary - IHT Portfolio
BENCHMARKS	Numis Alternative Markets Index
MIN INVESTMENT	£50,000
RISK	Adventurous

BENEFITS

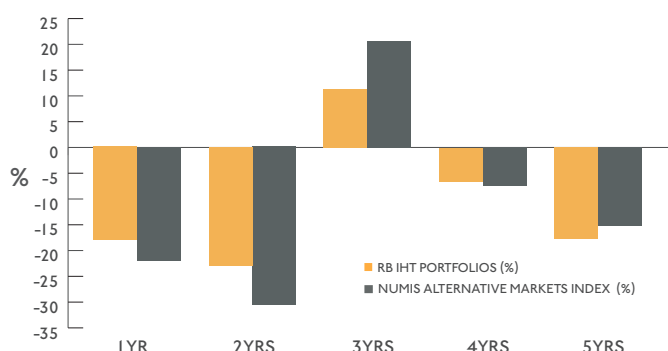
- Qualifying shares, if held for two years and providing they are held until death, are exempt from inheritance tax, i.e. they do not form part of the estate for IHT purposes
- Qualifying shares can still benefit from BR if they have replaced other qualifying shares, so long as both holdings had been held for at least two years (combined) within the last five years
- You retain full ownership of the assets and have the ability to request the withdrawal of funds at any time
- ISAs can be incorporated to maximise the tax efficiency of your portfolio
- Direct contact with the investment management team
- No stamp duty to be paid on the majority of AIM-traded shares

Redmayne Bentley does not provide Inheritance Tax advice via this service but offers investment management services to manage assets in an IHT portfolio.

RISKS

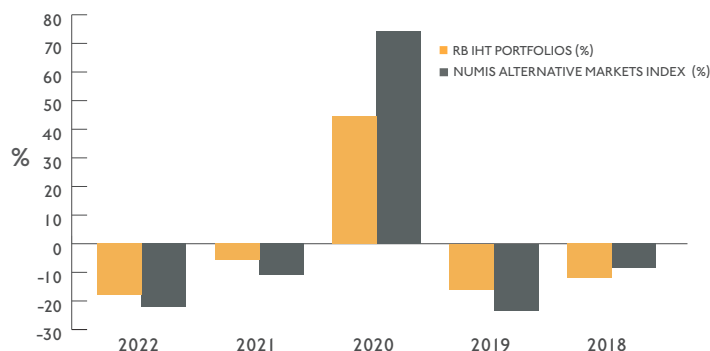
- Your capital is at risk and you may not get back the amount invested
- Past performance is not a reliable indicator of future results
- Tax treatment depends on the specific circumstances of each individual and may be subject to change in the future
- There is an extra risk of losing money when shares are bought in some smaller companies as there can be a big difference between the buying and selling price

CUMULATIVE PERFORMANCE



	1yr	2yrs	3yrs	4yrs	5yrs
RB IHT Portfolios (%)*	-18.12	-23.06	11.32	-6.50	-17.84
Numis Alternative Markets Index (%)	-22.04	-30.71	20.66	-7.40	-15.32

DISCRETE PERFORMANCE



	2023	2022	2021	2020	2019
RB IHT Portfolios (%)*	-18.12	-5.94	44.67	-15.98	-12.00
Numis Alternative Markets Index (%)	-22.04	-11.11	74.15	-23.25	-8.55

*Based on 67 AIM Portfolios. Please note these figures are for illustration purposes only and are from one investment manager and, therefore, may not be indicative of the wider performance of the firm. Past performance is not a reliable indicator of future results. All figures to 31st March 2023 (31st March 2018 – 31st March 2023).

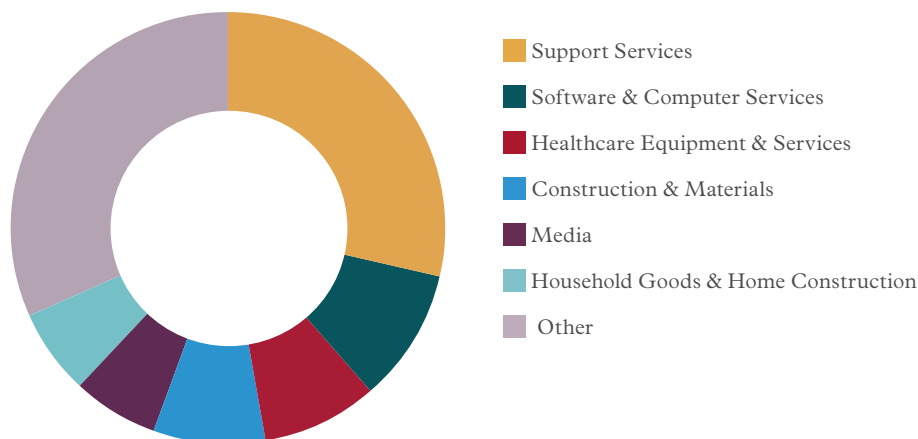
OUR APPROACH

- Diversification across a number of companies from different sectors
- Actively managed portfolio - investments will be purchased and sold according to investment merit, while endeavouring to maintain BR-qualification
- Considering characteristics such as growth potential, gearing and balance sheet strength, profitability and market position
- Assess for sufficient stock market liquidity
- Focus on more-established businesses which have reached, or are close to reaching, profitability

TOP TEN HOLDINGS

Renew Holdings
NWF Group
Begbies Traynor Group
SDI Group
AB Dynamics
Next Fifteen Communications
James Halstead
Breedon Group
Alliance Pharma
RWS Holdings

SECTOR ALLOCATION



AVERAGE HOLDING STATISTICS

MARKET CAPITALISATION	£398m
YIELD	2.60%
NUMBER OF HOLDINGS	25

CHARGES

ANNUAL MANAGEMENT FEE

- 1% + VAT

Subject to a minimum of £250 + VAT and calculated as a percentage of the total value of the portfolio, with payment collected in arrears via four quarterly instalments.

For details of all our charges please read the appropriate *Schedule of Charges* and our *Ancillary Charges*, available from www.redmayne.co.uk/terms or in hard copy on request.

DEALING CHARGES

- 1.75% on the first £10,000
- 0.5% thereafter

Please note that all transactions are subject to a minimum commission charge of £25.

In addition, a 'Settlement and Compliance' charge of £15 is added to all transactions.

CONTACT US

Email | iht@redmayne.co.uk

Telephone | 01689 882118

Jon Linnard | Investment Manager